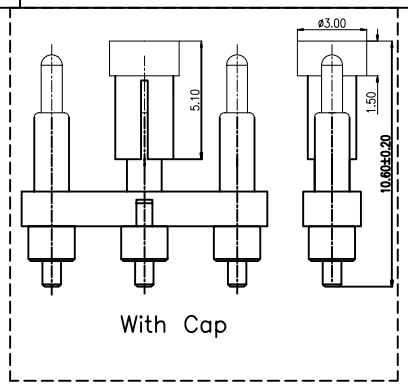

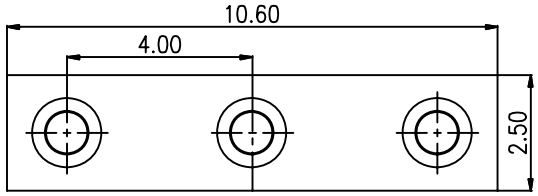

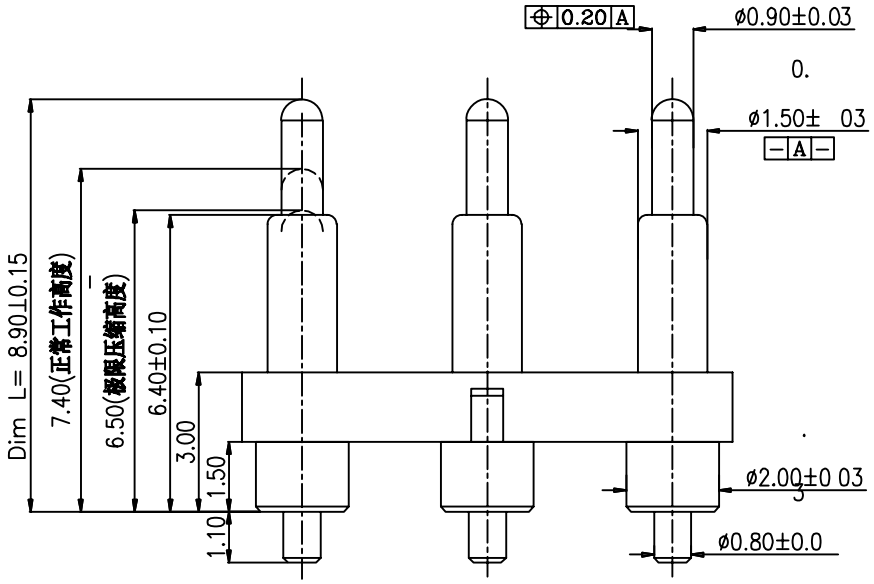

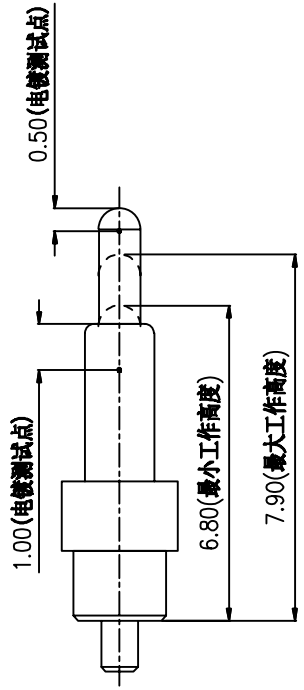

NOTE
1.Material
Plunger: Brass 3604
Barrel: Brass 3604
Spring: SUS304
Housing:PA46
2.Plating
Plunger: 16 micro-inch minimum Au over 50~100 micro-inch nickel
Barrel: 4 micro-inch minimum Au over 50~100 micro-inch nickel
3.Electrical
Rated current & voltage: DC 12V; 2.0A Max.
Contact resistance: 50 mohm maximum at normal working height(quiescence)
4.Mechanical
Spring force: 140g±20% at normal working height
Durability: 10,000 cycles(minimum)
5.To ensure the best usage,please operate it based on the working height
Based on the engineering drawings,shall not exceed the maximum allowed compression
6.To avoid arcing issue, The adaptor start to power supply after connector mated fully.

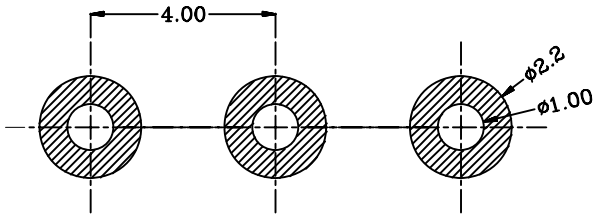

RECOMMEND PCB LAYOUT
Layout Tolerance: ± 0.05mm

RoHS Compliant

REV	DATE	FILE	BY
E			
D			
C			
B			
A	21-Mar-2023	(H0001)	Ken Wang

DRAWN: Ken Wang
CHECKED: Lily Chou
APPROVAL: Chao Peng

GENERAL TOLERANCE:
.X=±0.2
.XX=±0.15
UNIT: MM
SCALE:2:1
SHEET: 1 / 1
PROJECTION:

HOYATO Connector supplies

DESCRIPTION: Pogo Pin Single Row Straight Type
PART NO: PGA40-03G16-89
SIZE A4