

NOTE

1.Material

Plunger: Brass 3604
Barrel: Brass 3604
Spring: SUS304
Housing: PA9T

2.Plating

Plunger: 3u" Au over 50~100 micro-inch nickel
Barrel: 3u" Au over 50~100 micro-inch nickel

3.Electrical

Rated current & voltage: DC 12V; 3.0A Max.
Contact resistance: 50 mohm maximum at normal working height(quiessence)

4.Mechanical

Spring force: 100g±20% at normal working height

Durability: 10,000 cycles(minimum)

5.To ensure the best usage,please operate it based on the working height
Based on the engineering drawings,shall not exceed the maximum allowed compression

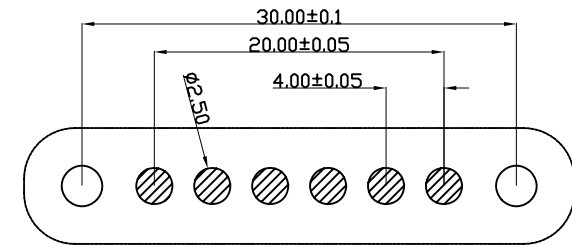
6.To avoid arcing issue, The adaptor start to power supply
after connector mated fully.

7.RoHS compliant product.



How To Order:

PGA40-06GXX-690-NUT

3:Gold Plated 3u"
20:Gold Plated 20u"



RECOMMEND PCB LAYOUT
Layout Tolerance: ± 0.05mm

				DRAWN:	GENERAL TOLERANCE:			SIZE A4	D
E				Ken Wang	.X=±0.2 .XX=±0.15				
D				CHECKED:	UNIT: MM	DESCRIPTION: Pogo Pin socket With Nut			
C				Lily Chou	SCALE:2:1				
B				APPROVAL:	SHEET: 1 / 1	PART NO: PGA40-06GXX-690-NUT			
A	21-Aug-2024	(H0001)	Ken Wang	Chao Peng	PROJECTION: 				
REV	DATE	FILE	BY						