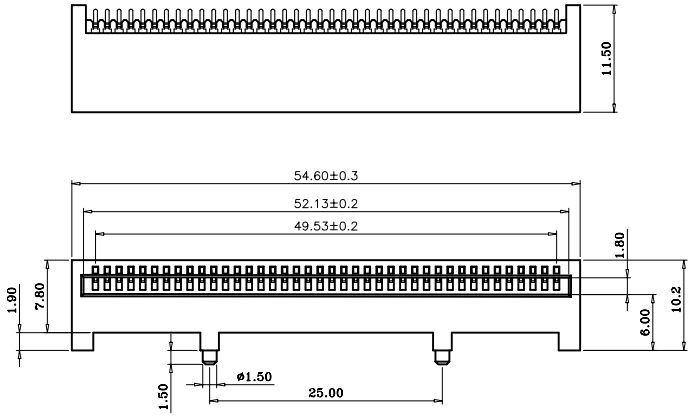

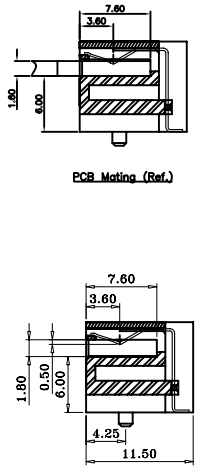

Electric Specifications
Current Rating:3.0Amps
Rating Voltage: 250V AC
Insulation Resistance:100M Ohm Min At DC 500V
Contact Resistance:30m Ohm Max At DC 100m Amps
Withstanding Voltage:1 Minute At 750V r.m.s Min
Temperature Range:−40°C~85°C
Materials:
Insulator:LCP UL94V−0
Insulator Color:Balck
Terminal :Phosnic Bronze
Plating:Selective Gold Plated

How To Order
PCIRSM127−40SG−1150

- Length
- Selective Gold Plated
- No.of Positions
- R/A SMT Type

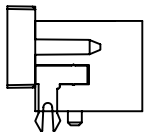

Welding plate is plugged in front

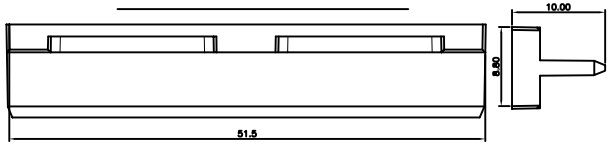

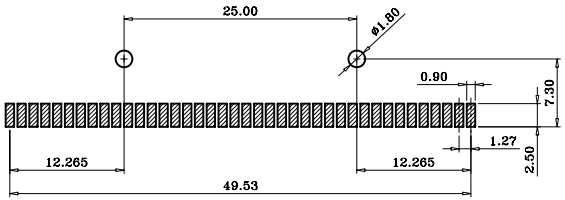

RECOMMEND P.C.B. LAYOUT(COMPONENT SIDE)
DEFAULT TOLERANCES:±0.05; PCB THICKNESS : 1.6MM
TOP VIEW

RoHS Compliant

REV	DATE	FILE	BY
E	17−Mar−2022	Add Cap	WGL
D	28−Aug−2017	Amend 52.73 to 52.13mm	WGL
C	26−Aug−2017	Amend 9.7 to 10.2mm	WGL
B	15−Jul−2017	Amend 1.7 to 1.8mm	WGL
A	14−Jul−2017	(PC0001)	WGL

DRAWN: WGL
CHECKED: Jeremy Liu
APPROVAL: Mike Wu

GENERAL TOLERANCE:
.X=±0.2
.XX=±0.15
UNIT: MM
SCALE:2:1
SHEET: 1 / 1
PROJECTION:

HOYATO Connector supplies

DESCRIPTION: PCB Card Edge R/A SMT Type
PART NO: PCIRSM127−40SG−1150
SIZE: A4