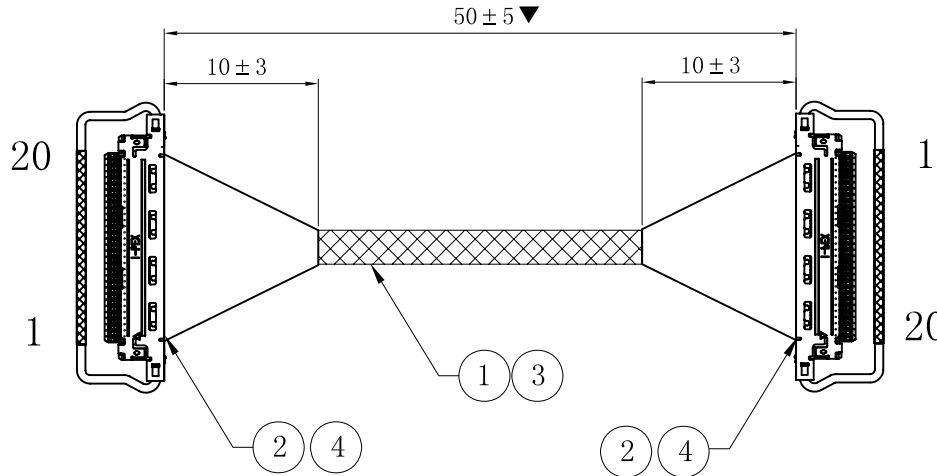
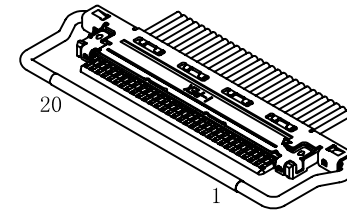


RoHS Compliant

P1
 PLUG HOUSING ASSEMBLY: 20634-120T-02S
 PLUG SHELL-A: 2764-0201-002
 PLUG LOCK BAR ASSEMBLY:2766-0201
 Goldfinger is Up side

P2
 PLUG HOUSING ASSEMBLY: 20634-120T-02S
 PLUG SHELL-A: 2764-0201-002
 PLUG LOCK BAR ASSEMBLY:2766-0201
 Goldfinger is Up side



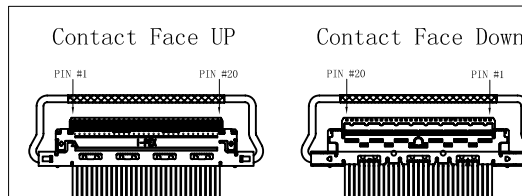
NOTES

- 100% OPEN, SHORT & INTERMITTANCE TEST.
- ELECTRICAL CHARACTERISTICS
 1. CONDUCTOR RESISTANCE:10 Ohms Max.
 2. INSULATION RESISTANCE:10M Ohms/200V DC/200V AC, 10ms.
- HARMFUL MATERIAL AND PROCESS CONTROL, MUST MEET THE REQUIREMENT OF RoHS.



Acetate tape

WIRE DIAGRAM				
P1		P2		COLOR
1		1	40# MCC COAX WIRE 50Ω	BLUE
2	-	2	40# MCC COAX WIRE 50Ω	BLUE
3	-	3	40# MCC COAX WIRE 50Ω	BLUE
4	-	4	40# MCC COAX WIRE 50Ω	BLUE
5	-	5	40# MCC COAX WIRE 50Ω	BLUE
6	-	6	40# MCC COAX WIRE 50Ω	BLUE
7	-	7	40# MCC COAX WIRE 50Ω	BLUE
8	-	8	40# MCC COAX WIRE 50Ω	BLUE
9	-	9	40# MCC COAX WIRE 50Ω	BLUE
10	-	10	40# MCC COAX WIRE 50Ω	BLUE
11	-	11	40# MCC COAX WIRE 50Ω	BLUE
12	-	12	40# MCC COAX WIRE 50Ω	BLUE
13	-	13	40# MCC COAX WIRE 50Ω	BLUE
14	-	14	40# MCC COAX WIRE 50Ω	BLUE
15	-	15	40# MCC COAX WIRE 50Ω	BLUE
16	-	16	40# MCC COAX WIRE 50Ω	BLUE
17	-	17	40# MCC COAX WIRE 50Ω	BLUE
18	-	18	40# MCC COAX WIRE 50Ω	BLUE
19	-	19	40# MCC COAX WIRE 50Ω	BLUE
20	-	20	40# MCC COAX WIRE 50Ω	BLUE
GND		GND	SHELL	



ITEM	QTY	MFG.	DESCRIPTION
4	A/R	HJ	UV Glue: UV GLUE U-806 HF
3	A/R	MZ	ACETATE TAPE: W=10mm T=0.12mm BLACK HF
2	2	I-PEX	PLUG HOUSING ASSEMBLY: 20634-120T-02S/PLUG SHELL-A: 2764-0201-002/PLUG LOCK BAR ASSEMBLY:2766-0201
1	40	RP	MCC COAXIAL: UL10005 OR UL1354 40# BLUE 50Ω Tinned copper wire OD:0.34mm Blue

CABLE ASSEMBLY PARTS LIST

F				DRAWN: Tom	.X=±0.2 .XX=±0.15		DESCRIPTION: MCC Cable Harness L=50mm	SIZE A4
E				CHECKED: Ruby				
D				APPROVAL: Mike Wu	UNIT: MM	PART NO: HCA-IPEX-20D-50		
C					CHECKED: Ruby			SCALE:
B				APPROVAL: Ken	SHEET: 1 / 1			
A	02-Jan-2024	(H0001)	Ken		PROJECTION:			
REV	DATE	FILE	BY					