

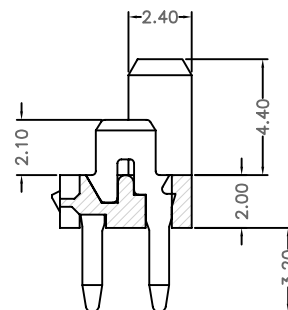
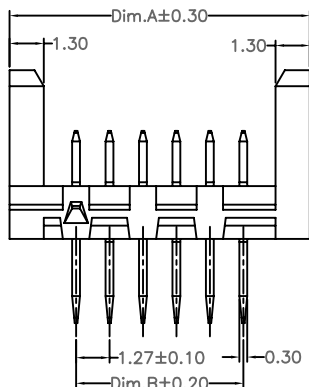
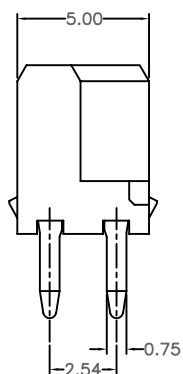
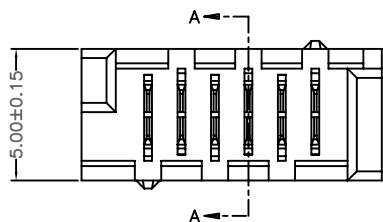
1

2

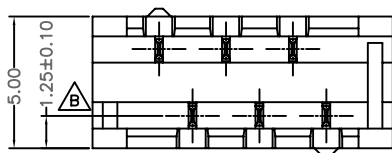
3

4

5

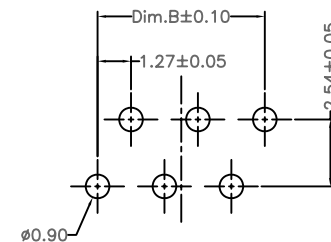


SECTION: A-A

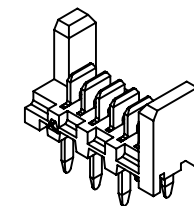


Dimension:

Pos.	Dimension:		Pos.	Dimension:	
	A	B		A	B
04	8.86	3.81	16	24.10	19.05
06	11.40	6.35	18	26.64	21.59
08	13.94	8.89	20	29.18	24.13
10	16.48	11.43	22	31.72	26.67
12	19.02	13.97	24	34.26	29.21
14	21.56	16.51	26	36.80	31.75



PCB LAYOUT



Specifications:

Current Rating:1.2A AC/DC

Voltage Rating:32V AC/DC

Contact Resistance:20m Ohm Max

Insulation Resistance:1000M Ohm Min.

Withstanding Voltage:500V AC/Minute

Operating Temperature Range:-40°C To +105°C

Material and Finish:

Insulator:High Temp. Plastic(LCP UL94V-0)

Insulator Color:Black

Contact:Brass

Plating:Tin Plated

How To Order

WFV127-XXT

T: Tin Plated

No.Of Contacts

V: Straight Type

RoHS Compliant

F				DRAWN:	GENERAL TOLERANCE:		DESCRIPTION: 1.27mm Wafer Straigh Dip Type SIZE A4
E				Ken	.X=±0.20		
D				CHECKED:	.XX=±0.15		
C				Lily Chou	UNIT: MM		
B				APPROVAL:	SCALE: 1:1		
A	22-May-2014	(PC0001)	Ken	Chao Peng	SHEET: 1 / 1	PART NO:	WFV127-XXT
REV	DATE	FILE	BY		PROJECTION:		