

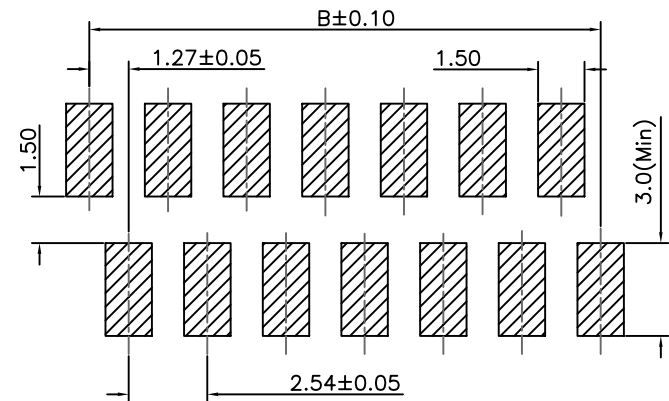
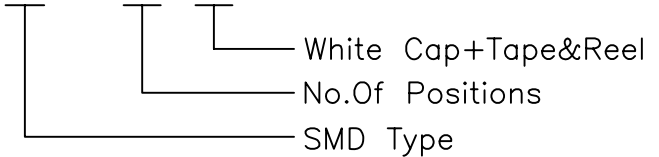
Pos	A	B	C	Pos	A	B	C
4	7.00	3.81	5.60	16	22.24	19.05	20.84
6	9.54	6.35	8.14	18	24.78	21.59	23.38
8	12.08	8.89	10.68	20	27.32	24.13	25.92
10	14.62	11.43	13.22	22	29.86	26.67	28.46
12	17.16	13.97	15.76	24	32.40	29.21	31.00
14	19.70	16.51	18.30	26	34.94	31.75	33.54

Specifications:

Current Rating:1.0A AC/DC
 Voltage Rating:30V AC/DC
 Contact Resistance:20m Ohm. Max.
 Insulation Resistance:1000M Ohm. Min.
 Withstanding Voltage:AC 500V AC/Minute
 Operating Temperature Range:-40°C ~ +105°C
 Material And Finish
 Insulator:High Temp. Plastic(Nylon 46 UL94V-0)
 Insulator Color:Red
 Contact Material:Phosphor Bronze
 Finish:Tin Plated
 Package:800PCS/Reel

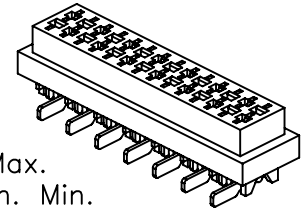
How To Order

WFSM254-XX-CR



PCB Layout

RoHS Compliant



F				DRAWN:	
E				Ken	
D				CHECKED:	
C				Lily Chou	
B				APPROVAL:	
A	01-SEP-2010	(PC0001)	Ken	Chao Peng	
REV	DATE	FILE	BY		

GENERAL TOLERANCE:	.X=±0.20 .XX=±0.15
UNIT:	MM
SCALE:	1:1
SHEET:	1 / 1
PROJECTION:	

HOYATO 东莞好亚通电子厂	
DESCRIPTION:	2.54mm PCB Connector SMD Type
PART NO:	WFSM254-XX-CR

SIZE	A4
------	-----------