

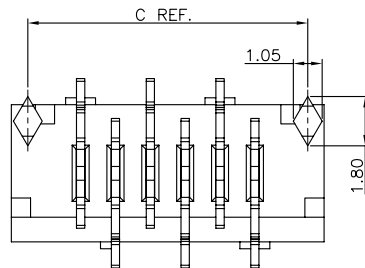
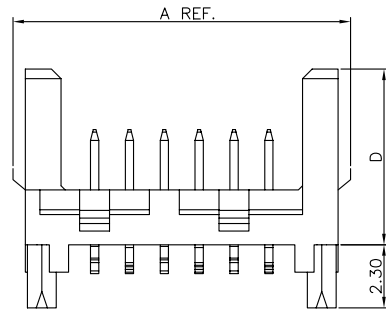
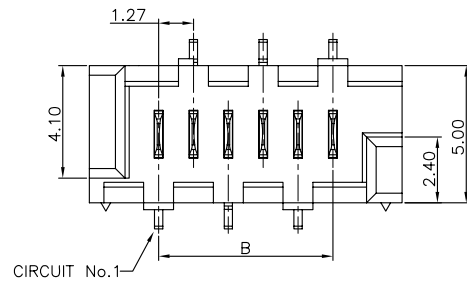
1

2

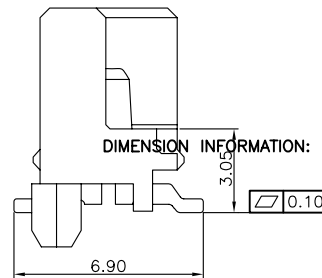
3

4

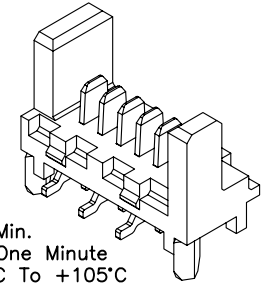
5



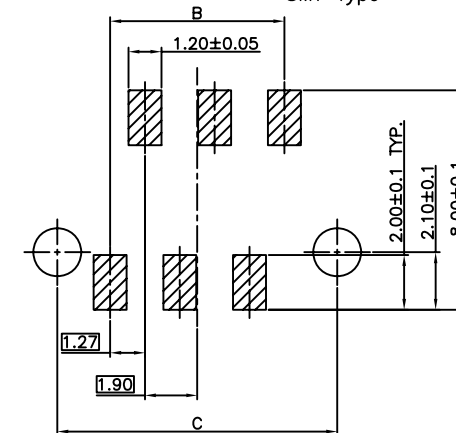
NUMBER OF CIRCUITS	DIM A	DIM B	DIM C	DIM D
04	8.86	3.81	7.66	6.40 OR 4.10
06	11.40	6.35	10.20	
08	13.94	8.89	12.74	
10	16.48	11.43	15.28	
12	19.02	13.97	17.82	
14	21.56	16.51	20.36	
16	24.10	19.05	22.90	
18	26.64	21.59	25.44	
20	29.18	24.13	27.98	
22	31.72	26.67	30.52	
24	34.26	29.21	33.06	
26	36.80	31.75	35.60	



Specifications:
 Current Rating:1.2A AC/DC
 Voltage Rating:32V AC/DC
 Contact Resistance:15m ohm. Max.
 Insulation Resistance:1000M ohm. Min.
 Withstanding Voltage:750V AC For One Minute
 Operating Temperature Range:-40°C To +105°C
 Materials:
 Insulator:High Temp. Plastic(LCP UL94V-0)
 Insulator Color:Black
 Contact:Copper Alloy
 Plating:Tin Plated
 How To Order
 WFSM127-XXT-X



Blank:6.40
 S:4.10
 Tin Plated
 No.of Positions
 SMT Type



RECOMMENDED P.C.B LAYOUT WITH PCB PEGS
 FROM COMPONENT SIDE PCB THICKNESS (1.60±0.14)

RoHS Compliant

F				DRAWN:	GENERAL TOLERANCE:		DESCRIPTION:	SIZE	
E				Ken	.X=±0.20 .XX=±0.15				
D				CHECKED:	UNIT: MM				1.27mm Wafer Straight SMT Type
C				Lily Chou	SCALE: 1:1				
B				APPROVAL:	SHEET: 1 / 1	PART NO:	A4		
A	12-Oct-2014	(CJ01)	Ken	Chao Peng	PROJECTION:	WFSM127-XXT-X			
REV	DATE	FILE	BY						