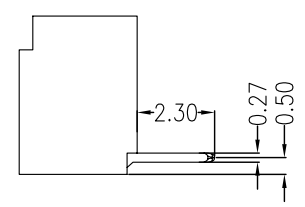
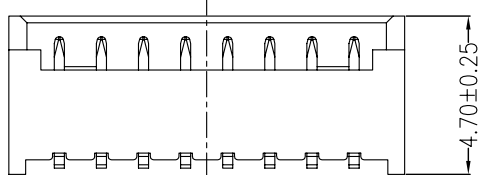
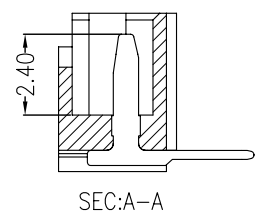
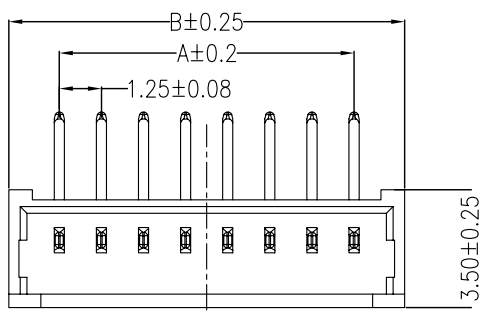
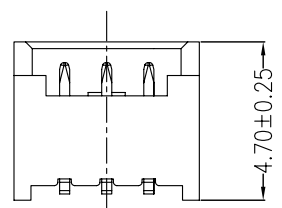


1 2 3 4 5



4~15P



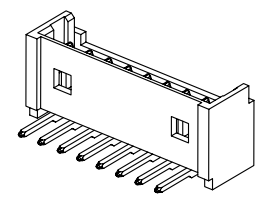
2~3P

Dimension:

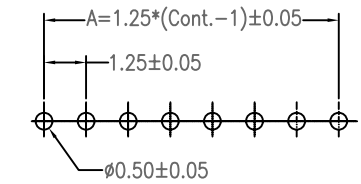
Pos	DimA	DimB	Pos	DimA	DimB
2	1.25	4.25	9	10.00	13.00
3	2.50	5.50	10	11.25	14.25
4	3.75	6.75	11	12.50	15.50
5	5.00	8.00	12	13.75	16.75
6	6.25	9.25	13	15.00	18.00
7	7.50	10.50	14	16.25	19.25
8	8.75	11.75	15	17.50	20.50

Specifications:

Current rating:1.0A AC,DC
 Voltage rating:125V AC,DC
 Contact resistance:20m ohm.Max
 Insulation resistance:100M ohm.Min
 Withstanding voltage:250V AC/minute
 Operating temperature range:-40°C~+85°C
 Material:
 Insulator:High Temp. Plastic(PA46 UL94V-0)
 Insulator Color:Ivory
 Contact:Brass
 Plated:Tin Plated
 How To Order:
 WFRM125-XX



No. of Positions
 RM:R/A Type



PCB LAYOUT

RoHS Compliant

F			
E			
D			
C			
B			
A	01-SEP-2009	(PC0001)	Ken
REV	DATE	FILE	BY

DRAWN: Ken
 CHECKED: Lily Chou
 APPROVAL: Chao Peng

GENERAL TOLERANCE:
 .X=±0.20
 .XX=±0.15
 UNIT: MM
 SCALE: 1:1
 SHEET: 1 / 1
 PROJECTION:



DESCRIPTION: 1.25mm Wafer R/A Type
 PART NO: WFRM125-XX

SIZE
A4