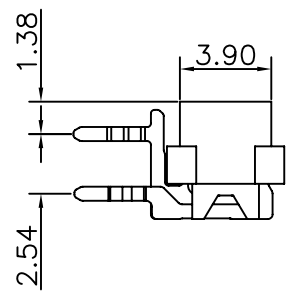
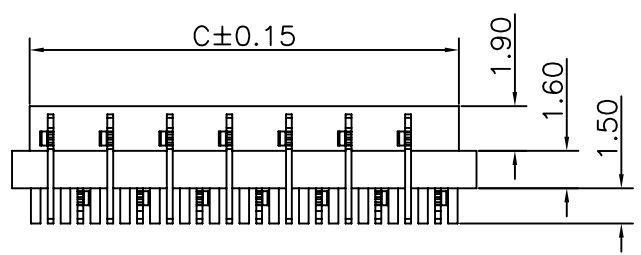
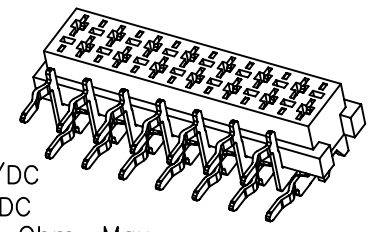


Mating Height Draw.



Pos	A	B	C	Pos	A	B	C
4	7.00	3.81	5.60	16	22.24	19.05	20.84
6	9.54	6.35	8.14	18	24.78	21.59	23.38
8	12.08	8.89	10.68	20	27.32	24.13	25.92
10	14.62	11.43	13.22	22	29.86	26.67	28.46
12	17.16	13.97	15.76	24	32.40	29.21	31.00
14	19.70	16.51	18.30	26	34.94	31.75	33.54

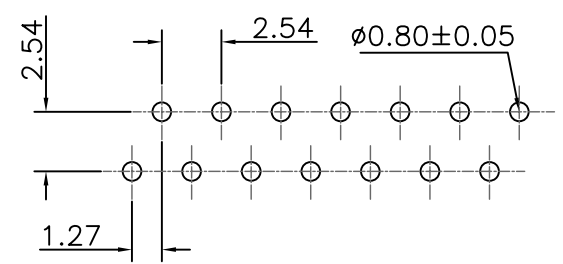
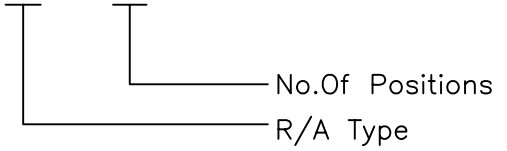


Specifications:

- Current Rating:1.0A AC/DC
- Voltage Rating:30V AC/DC
- Contact Resistance:20m Ohm. Max.
- Insulation Resistance:1000M Ohm. Min.
- Withstanding Voltage:AC 500V AC/Minute
- Operating Temperature Range:-40°C ~ +105°C
- Material And Finish
- Insulator:High Temp. Plastic(Nylon 46 UL94V-0)
- Insulator Color:Red
- Contact Material:Copper Alloy
- Finish:Tin Plated

How To Order

WFAR254-XX



PCB Layout

RoHS Compliant

F				DRAWN: Ken	GENERAL TOLERANCE: .X=±0.20 .XX=±0.15		DESCRIPTION: 2.54mm PCB Connector R/A Dip Type	SIZE A4
E								
D				CHECKED: Lily Chou	UNIT: MM	PART NO: WFAR254-XX		
C					SCALE: 1:1			
B				APPROVAL: Chao Peng	SHEET: 1 / 1			
A	12-Aug-2010	(PC0001)	Ken		PROJECTION:			
REV	DATE	FILE	BY					