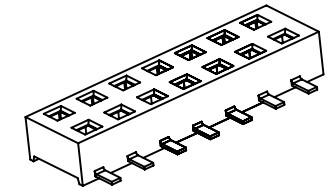


SECTION A-A



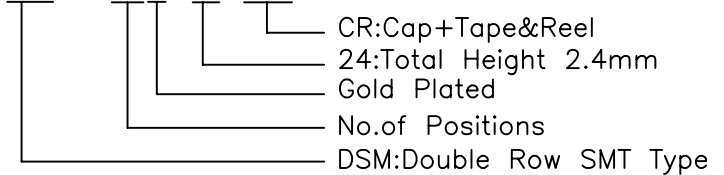
Specifications:

Current rating: 2.0A AC/DC
 Voltage rating: 250V AC/DC
 Contact resistance: 20m ohm max.
 Withstanding Voltage: 500V AC/minute
 Insulation resistance: 1000M ohm min.
 Operating Temperature Rating: -40°C ~ +105°C
 Materials:

Insulator: High Temp Plastic (LCP UL94V-0)
 Insulator Color: Black
 Contact: Phosphor Bronze
 Finish: Gold Plated

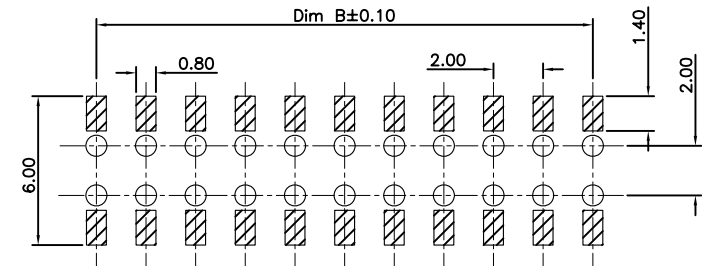
How To Order

PSDSM20-XXG-24-CR



Dimension :

Circuits	A	B	Circuits	A	B	Circuits	A	B	Circuits	A	B
04	4.00	2.00	24	24.00	22.00	44	44.00	42.00	64	64.00	62.00
06	6.00	4.00	26	26.00	24.00	46	46.00	44.00	66	66.00	64.00
08	8.00	6.00	28	28.00	26.00	48	48.00	46.00	68	68.00	66.00
10	10.00	8.00	30	30.00	28.00	50	50.00	48.00	70	70.00	68.00
12	12.00	10.00	32	32.00	30.00	52	52.00	50.00	72	72.00	70.00
14	14.00	12.00	34	34.00	32.00	54	54.00	52.00	74	74.00	72.00
16	16.00	14.00	36	36.00	34.00	56	56.00	54.00	76	76.00	74.00
18	18.00	16.00	38	38.00	36.00	58	58.00	56.00	78	78.00	76.00
20	20.00	18.00	40	40.00	38.00	60	60.00	58.00	80	80.00	78.00
22	22.00	20.00	42	42.00	40.00	62	62.00	60.00			



Recommended PCB Layout

RoHS Compliant

F				DRAWN:	GENERAL TOLERANCE:		DESCRIPTION: 2.0mm PCB Socket Double Row SMD Type	SIZE A4
E			Ken	.X = ±0.20				
D			CHECKED:	.XX = ±0.15				
C			Lily Chou	UNIT: MM				
B			APPROVAL:	SCALE: 1:1	PART NO:	PSDSM20-XXG-24-CR		
A	10-Nov-2014	(PC0001)	Ken	SHEET: 1 / 1				
REV	DATE	FILE	BY	PROJECTION:				