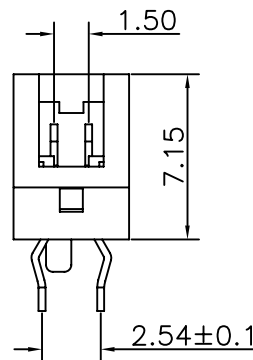


Circuits	Dimension	
	A	B
4	8.45	2.54
6	10.99	5.08
8	13.53	7.62
10	16.07	10.16
12	18.61	12.70
14	21.15	15.24
16	23.69	17.78
18	26.23	20.32
20	28.77	22.86
22	31.31	25.40
24	33.85	27.94
26	36.39	30.48



Specifications:

Current rating:1.0A AC/DC
 Voltage rating:30V AC/DC
 Contact resistance:20m ohm max.
 Withstanding Voltage:500V AC/minute
 Insulation resistance:1000M ohm min.
 Temperature Rating:-40°C ~ +105°C

Materials:

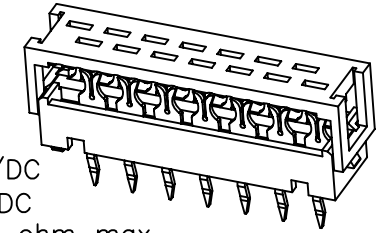
Insulator:High Temp Plastic (UL94V-0)

Contact:Copper Alloy

Finish:Tin Plastic

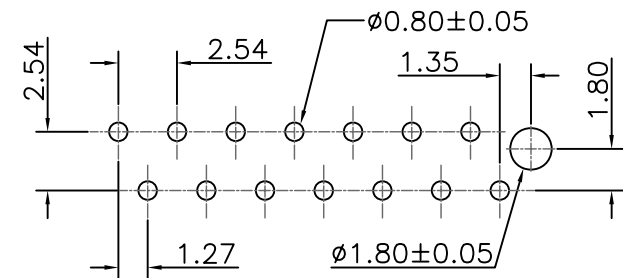
How To Order

IDC254A-XX-XX



Blank:Red(Standard Color)
 BK:Black

No. of Contacts



PCB Layout

RoHS Compliant

F				DRAWN: Ken	GENERAL TOLERANCE: .X=±0.20 .XX=±0.15		DESCRIPTION: 2.54MM Flat Cable IDC Dip Connector	SIZE A4
E								
D				CHECKED: Lily Chou	UNIT: MM	PART NO: IDC254A-XX-XX		
C					SCALE: 1:1			
B				APPROVAL: Chao Peng	SHEET: 1 / 1			
A	01-SEP-2012	(PC0001)	Ken		PROJECTION:			
REV	DATE	FILE	BY					