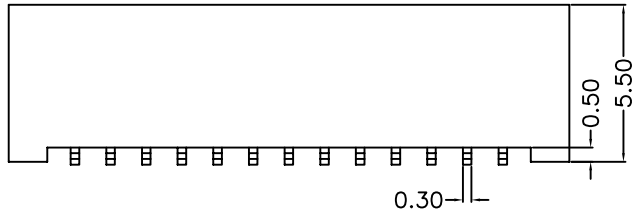
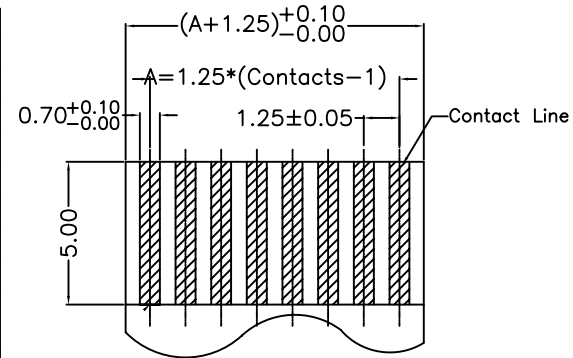


Specifications:  
 Current Rating: 1.0 A AC/DC  
 Voltage Rating: 100V AC/DC  
 Contact Resistance: 30m Ohm. Max.  
 Insulator Resistance: 100M Ohm. Min.  
 Withstanding Voltage: 500V AC For One Minute  
 Operating Temperature Range: -25°C ~ +105°C  
 Material and Finish  
 Insulator: High Temp. Plastic (Nylon 6T UL94V-0)  
 Insulator Color: Black  
 Contact: Phosphor Bronze  
 Plated: Tin Plated  
 Package: 700PCS/Reel

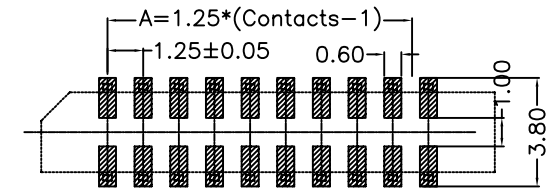
How To Order:  
 FPCVSM125-XX-CR  
 CR: Cap+Tape&Reel  
 No. of Contacts  
 VSM: Straight SMD Type



Pin	Dim A	Dim B	Dim C	Pin	Dim A	Dim B	Dim B
3	2.50	5.05	7.15	17	20.00	22.55	24.65
4	3.75	6.30	8.40	18	21.25	23.80	25.90
5	5.00	7.55	9.65	19	22.50	25.05	27.15
6	6.25	8.80	10.90	20	23.75	26.30	28.40
7	7.50	10.05	12.15	21	25.00	27.55	29.65
8	8.75	11.30	13.40	22	26.25	28.80	30.90
9	10.00	12.55	14.65	23	27.50	30.05	32.15
10	11.25	13.80	15.90	24	28.75	31.30	33.40
11	12.50	15.05	17.15	25	30.00	32.55	34.65
12	13.75	16.30	18.40	26	31.25	33.80	35.90
13	15.00	17.55	19.65	27	32.50	35.05	37.15
14	16.25	18.80	20.90	28	33.75	36.30	38.40
15	17.50	20.05	22.15	29	35.00	37.55	39.65
16	18.75	21.30	23.40	30	36.25	38.80	40.90



Thickness: 0.3 ± 0.05mm.  
 FPC Dimension



PCB LAYOUT

RoHS Compliant

F				DRAWN: Ken	GENERAL TOLERANCE: .X = ±0.20 .XX = ±0.15		DESCRIPTION: 1.25mm FPC Straight SMT Type	SIZE <b>A4</b>
E								
D				CHECKED: Lily Chou	UNIT: MM	PART NO: FPCVSM125-XX-CR		
C					SCALE: 1:1			
B				APPROVAL: Chao Peng	SHEET: 1 / 1			
A	01-SEP-2009	(PC0001)	Ken		PROJECTION:			
REV	DATE	FILE	BY					