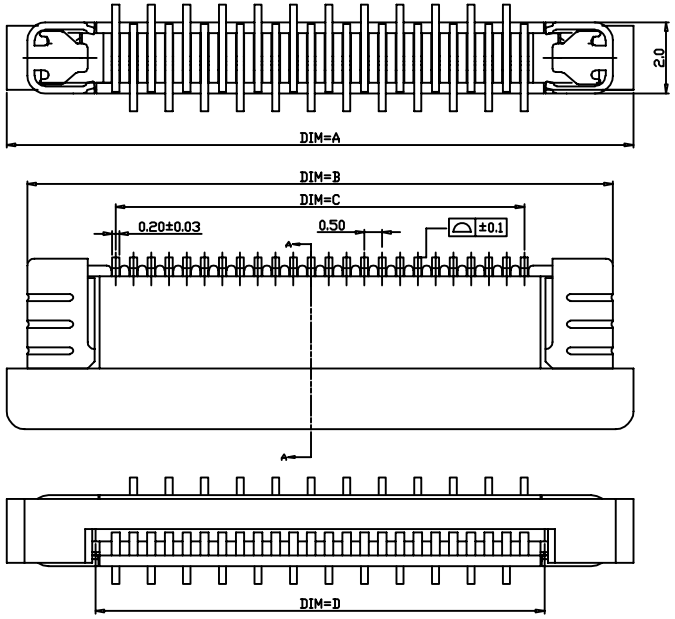

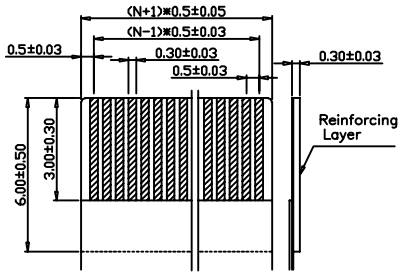

RECOMMENDED FFC/FPC DIM.

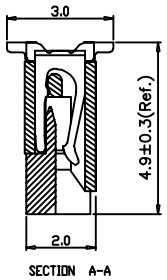

SECTION A-A

Specifications:
Current Rating:0.5 A
Voltage Rating:50V DC
Contact Resistance:20m ohm Max
Insulaton Resistance:50M Ohm Min
Withstanding Voltage:500V AC For One Minute
Operating Temperature Range:−25°C~+85°C
Material:
Plastic: High Temp Plastic (LCP UL94V−0)
Plastic Color:White
Contacts:Phosphor Bronze
Plating:Tin Plated
How to Order
FPCVSM05−XX−01A

- A Type
- TC:Top Contact Type
- No.of Contacts
- Straight SMT Type

CKT	Dim A	Dim B	Dim C	CKT	Dim A	Dim B	DiM C	CKT	Dim A	Dim B	Dim C	CKT	Dim A	Dim B	DiM C
4	7.6	2.60	1.50	19	15.1	10.10	9.00	34	22.60	17.60	16.5	49	30.10	25.10	24.0
5	8.1	3.10	2.00	20	15.60	10.60	9.5	35	23.10	18.10	17.0	50	30.60	25.60	24.5
6	8.6	3.60	2.50	21	16.1	11.10	10.00	36	23.60	18.60	17.5	51	31.10	26.10	25.0
7	9.1	4.10	3.00	22	16.60	11.60	10.5	37	24.10	19.10	18.0	52	31.60	26.60	25.5
8	9.6	4.60	3.50	23	17.1	12.10	11.00	38	24.60	19.60	18.5	53	32.10	27.10	26.0
9	10.1	5.10	4.00	24	17.60	12.60	11.5	39	25.10	20.10	19.0	54	32.60	27.60	26.5
10	10.6	5.60	4.50	25	18.1	13.10	12.00	40	25.60	20.60	19.5	55	33.10	28.10	27.0
11	11.1	6.10	5.00	26	18.60	13.60	12.5	41	26.10	21.10	20.0	56	33.60	28.60	27.5
12	11.6	6.60	5.50	27	19.1	14.10	13.00	42	26.60	21.60	20.5	57	34.10	29.10	28.0
13	12.1	7.10	6.00	28	19.60	14.60	13.5	43	27.10	22.10	21.0	58	34.60	29.60	28.5
14	12.6	7.60	6.50	29	20.1	15.10	14.00	44	27.60	22.60	21.5	59	35.10	30.10	29.0
15	13.1	8.10	7.00	30	20.60	15.60	14.5	45	28.10	23.10	22.0	60	35.60	30.60	29.5
16	13.6	8.60	7.50	31	21.1	16.10	15.00	46	28.60	23.60	22.5				
17	14.1	9.10	8.00	32	21.60	16.60	15.5	47	29.10	24.10	23.0				
18	14.6	9.60	8.50	33	22.1	17.10	16.00	48	29.60	24.60	23.5				

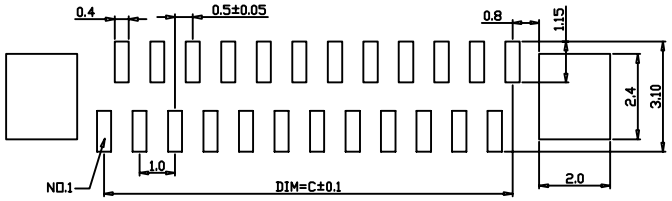

REMARK
Positive-needle circuit board

RoHS Compliant

REV	DATE	FILE	BY
F			
E			
D			
C			
B			
A	22−May−2015	(H0146)	Ken

DRAWN: Ken

CHECKED: Lily Chou

APPROVAL: Chao Peng

GENERAL TOLERANCE:
.X=±0.20
.XX=±0.15

UNIT: MM

SCALE: 1:1

SHEET: 1 / 1

PROJECTION:

HOYATO Connector supplies

DESCRIPTION: 0.5mm FPC SMT Type Connector

PART NO: FPCVSM05−XX−01A

SIZE A4