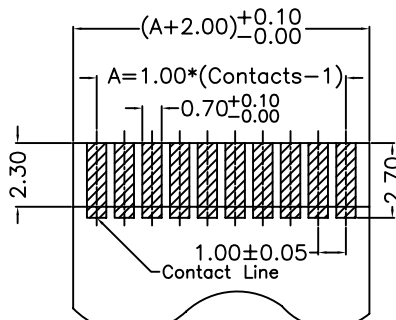
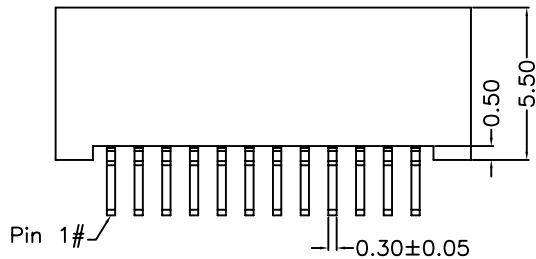


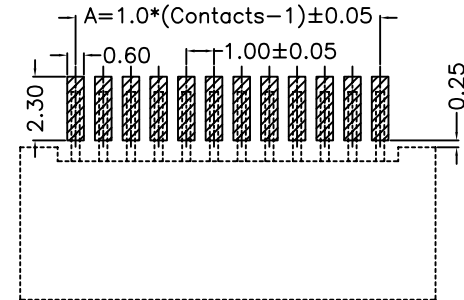
Specifications:
 Current Rating: 1.0 A AC/DC
 Voltage Rating: 100V AC/DC
 Contact Resistance: 30m Ohm. Max.
 Insulator Resistance: 100M Ohm. Min.
 Withstanding Voltage: 500V AC For One Minute
 Operating Temperature Range: -25°C ~ +105°C
 Material and Finish
 Insulator: High Temp. Plastic (Nylon 6T UL94V-0)
 Insulator Color: Black
 Contact: Phosphor Bronze
 Plated: Tin Plated
 How To Order:
 FPCRS10-XX



Thickness: $0.3 \pm 0.03 \text{mm}$.
 FPC Dimension (Reference)

Dimension:

Pin	Dim A	Dim B	Dim C	Pin	Dim A	Dim B	Dim C	Pin	Dim A	Dim B	Dim C
3	2.00	4.10	6.00	13	12.00	14.10	16.00	23	22.00	24.10	26.00
4	3.00	5.10	7.00	14	13.00	15.10	17.00	24	23.00	25.10	27.00
5	4.00	6.10	8.00	15	14.00	16.10	18.00	25	24.00	26.10	28.00
6	5.00	7.10	9.00	16	15.00	17.10	19.00	26	25.00	27.10	29.00
7	6.00	8.10	10.00	17	16.00	18.10	20.00	27	26.00	28.10	30.00
8	7.00	9.10	11.00	18	17.00	19.10	21.00	28	27.00	29.10	31.00
9	8.00	10.10	12.00	19	18.00	20.10	22.00	29	28.00	30.10	32.00
10	9.00	11.10	13.00	20	19.00	21.10	23.00	30	29.00	31.10	33.00
11	10.00	12.10	14.00	21	20.00	22.10	24.00				
12	11.00	13.10	15.00	22	21.00	23.10	25.00				



PCB LAYOUT

RoHS Compliant

F				DRAWN:	GENERAL TOLERANCE:		DESCRIPTION: 1.0mm FPC R/A SMT Type	SIZE A4
E			Ken	.X = ±0.20 .XX = ±0.15				
D			CHECKED:	UNIT: MM				
C			Lily Chou	SCALE: 1:1				
B			APPROVAL:	SHEET: 1 / 1	PART NO:	FPCRS10-XX		
A	01-SEP-2009	(PC0001)	Ken	Chao Peng	PROJECTION:			
REV	DATE	FILE	BY					