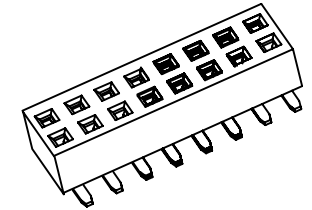


Dimension :

Pin No.	Dim A	Dim B	Pin No.	Dim A	Dim B	Pin No.	Dim A	Dim B	Pin No.	Dim A	Dim B
04	1.00	2.40	24	11.00	12.40	44	21.00	22.40	64	31.00	32.40
06	2.00	3.40	26	12.00	13.40	46	22.00	23.40	66	32.00	33.40
08	3.00	4.40	28	13.00	14.40	48	23.00	24.40	68	33.00	34.40
10	4.00	5.40	30	14.00	15.40	50	24.00	25.40	70	34.00	35.40
12	4.00	6.40	32	15.00	16.40	52	25.00	26.40	72	35.00	36.40
14	6.00	7.40	34	16.00	17.40	54	26.00	27.40	74	36.00	37.40
16	7.00	8.40	36	17.00	18.40	56	27.00	28.40	76	37.00	38.40
18	8.00	9.40	38	18.00	19.40	58	28.00	29.40	78	38.00	39.40
20	9.00	10.40	40	19.00	20.40	60	29.00	30.40	80	39.00	40.40
22	10.00	11.40	42	20.00	21.40	62	30.00	31.40			

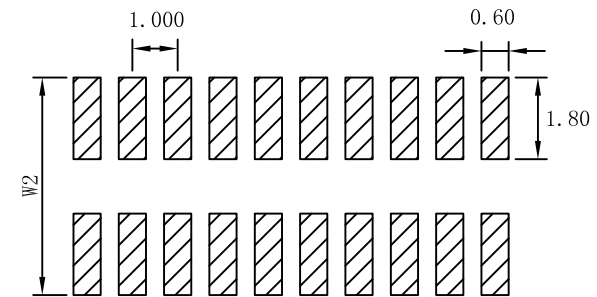
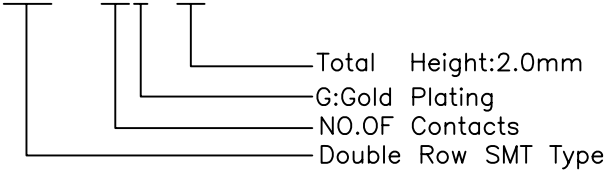
Specifications:

Current rating:0.75A AC/DC
 Voltage rating:30V AC/DC
 Contact resistance:20m ohm max
 Insulation Resistance:1000M ohm min
 Withstanding voltage:120V AC/minute
 Operating Temperature range:-25°C to +105°C
 Material:
 Insulator:High Temp.Plastic(Nylon 6T UL94V-0)
 Insulator Color:Black
 Contact:Copper Alloy
 Plated:Gold Plated



How To Order

PSDSM10-XXG-20



P.C.B Layout

RoHS Compliant

F				DRAWN:	GENERAL TOLERANCE:		DESCRIPTION: 1.0mm PCB Socket 2.0mm Height SMT Type	SIZE A4
E			Ken	.X=±0.20 .XX=±0.15				
D			CHECKED:	UNIT: MM				
C			Lily Chou	SCALE: 1:1				
B			APPROVAL:	SHEET: 1 / 1	PART NO:	PSDSM10-XXG-20		
A	01-SEP-2014	(PC0001)	Ken	Chao Peng	PROJECTION:			
REV	DATE	FILE	BY					